




IQ Gateway Metered

The IQ Gateway Metered is the platform for energy management and integrates with the IQ Microinverters to provide complete control and insights into the Enphase Energy System. The IQ Gateway Metered delivers solar production and energy consumption data to the Enphase App monitoring and analysis software for comprehensive, remote maintenance and management of the Enphase Energy System.



IQ Microinverters

High-powered smart grid-ready IQ7+ and IQ7A Microinverters dramatically simplify the installation process while achieving the highest system performance.



IQ Cabling

Install microinverters quickly and safely with IQ Cabling.



IQ Relay three-phase

A grid-monitoring and disconnection device with a built-in phase coupler to distribute power line communications (PLC) signals across phases.

Smart

- Enables web-based monitoring and control
- Bidirectional communication with IQ Microinverters and the Enphase Cloud for remote upgrade

Simple

- Easy system configuration using the Enphase Installer App
- Flexible networking with Wi-Fi, Ethernet, or cellular data
- DIN rail mounted

Reliable

- Designed for installation indoors or in an outdoor enclosure
- Five-year warranty

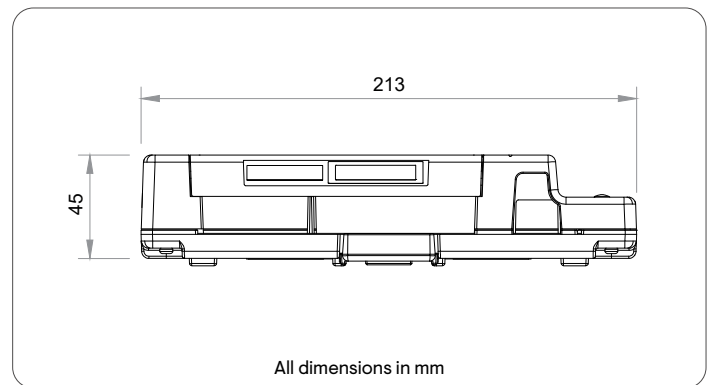
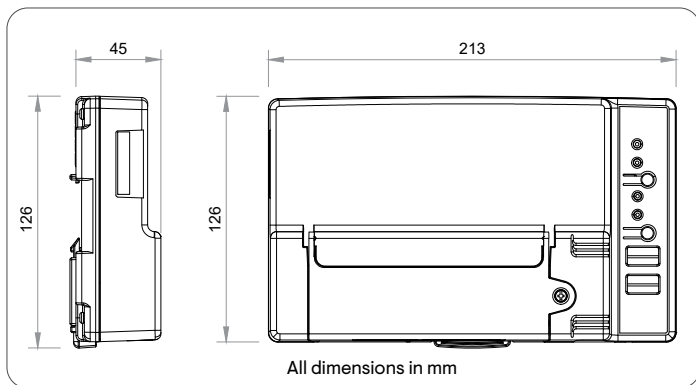


IQ Gateway Metered

PRODUCT DETAILS		UNITS	ENV-S-WM-230
Name			IQ Gateway Metered
Description			Communications gateway with integrated PV and consumption metering. Includes two CTs (200 A primary circuit current).
Power measurement accuracy			Production and consumption meter: ±1% accuracy
POWER REQUIREMENTS		UNITS	
Nominal grid voltage	V		230 (L-N), 230/400 (L-N/L-L) Wye
Minimum/Maximum grid voltage	V		184/276
Nominal frequency	Hz		50
Minimum/Maximum frequency	Hz		45/55
Maximum overcurrent protection	A		10 (characteristic C)
Maximum power consumption	W		5
Average continuous power consumption	W		3
CAPACITY		UNITS	
Maximum number of microinverters polled			Up to 300**
MECHANICAL DATA		UNITS	
Dimensions (H x W x D)	mm		126 x 213 x 45
Mounting			DIN rail
DIN rail units width	modules		12
Weight	kg		0.5
Ambient air temperature range	°C		-40 to 65 (if installed outdoors), -40 to 46 (if installed in an enclosure)
Relative humidity	%		85
Overvoltage class AC port			III
Overvoltage class relay port			II
Environmental rating			IP30. If installed outdoors, use an outdoor-rated enclosure.
Maximum altitude	m		2500
USB ports			Two USB 2.0 ports, auto-sensing, auto-negotiation
AC terminal block			N, L1, L2, L3 up to 6 mm ²
CT terminal block			6 double terminals, up to 1.5 mm ²
Digital I/O terminal block			5 terminals, up to 1.5 mm ²
COMMUNICATION INTERFACES		UNITS	
Integrated Wi-Fi			802.11b/g/n (2.4 GHz, 5 GHz), for connecting the the Enphase Cloud via the internet.
Wi-Fi range (recommended)	m		10
Ethernet			Optional, 802.3, Cat5E (or Cat 6) UTP Ethernet cable (not included), for connecting to the Enphase Cloud via the internet.
Mobile			Optional, CELLMODEM-02 (not included)
Digital I/O			Digital input/output for grid operator control
USB 2.0			For Mobile Connect
Access point (AP) mode			For a connection between the IQ Gateway and a mobile device running the Enphase Installer App
Metering ports			Up to three Consumption CTs, Up to three Production CTs
Power line communication			Power line communication (PLC) 110 – 120 kHz (Class B), narrow band 200 Hz, to microinverters, and IQ Relay

** Depends on geographic location and site configuration.

COMMUNICATION INTERFACES		UNITS
Web API		Refer to https://developer-v4.enphase.com
Local API		Refer to guide for local API
LED indicators		From top to bottom: Cloud connectivity, Wi-Fi access point mode, PV production state, PLC communications state
Configured via		Enphase Installer App, Enphase Installer Platform
COMPLIANCE STANDARDS		UNITS
Grid compliance		ENV-S-WM-230
Grid compliance		IEC 62109-1, IEC-62109-2/IS 16221; IEC 61727
Safety		EN 61010-1:2010, EN61010-2:2010,
EMC		IEC/EN 61010-1:2010, EN50065-1, EN61000-4-5, EN61000-6-1, EN61000-6-2
RED standard		EN62311:2008
Product labelling		CE
SCOPE OF DELIVERY		UNITS
Package dimensions (H x W x D)	mm	160 x 276 x 98
Package weight	kg	1
Aluminium DIN rail	mm	125
Current Transformers (CTs)		2 x CT-100-SPLIT included



IQ Gateway Metered accessories (order separately)



CT-100-SPLIT

Current Transformers (CTs)

Pack of four 200 A rated split-core current transformer (CT), with accuracy $\pm 1\%$.

For use with IQ Gateway Metered in multi-phase applications or with larger section conductors.

Assembled in China or India.

Manufacturer: Enphase Energy, Inc. 47281 Bayside Pkwy., Fremont, CA 94538, United States, PH: +1 707 763 4784

Enphase Solar Energy Pvt. Ltd., IndiQube Golf View Homes, Ward No.73 Airport, NAL Wind Tunnel Main Road, Murugeshpalaya, Bangalore-560 017, PH: +91-80-6117-2500

IQG-DS-0139-01-EN-IN-2023-04-21